

FABRICATIONS



LOCKERS



SHELVING



FURNISHING



CONSOL



ENG. TOOLS



AL KARIMAN TRADING

UAE QATAR KSA OMAN

**Furnitures & Console
Racking & Shelving
Engineering Tools & Package
Security Safe Equipments
Steel Furniture & Cabinets
Furnishing & Fabrication work**

OFFICE FURNITURE



CABINETS



FURNITURE

TABLE CHAIR
EXCLUSIVE TABLE
CONFERENCE TABLE
WORKSTATIONS

CONSOLE

CONTROL ROOM PREMIUM
CONTROL ROOM STANDARD
CONTROL ROOM

RACKING & SHELVING

HEAVY DUTY RACKING
BOLT FREE SHELVING
STORAGE RACKING
SLOTTED ANGLE SHELVING
F & B SHELVING
MOBILE SHELVING

ENGINEERING TOOLS AND PACKAGES

POWER TOOLS INDUSTRIALS TOOLS
HAND TOOLS TESTING EQUIPMENT
PLUMBING TOOLS CLEANING AND
AUTOMOTIVE CLINIC ITEMS
HOUSEKEEPING ITEMS SECURITY ITEMS
ADMIN OFFICE ITEMS

LOCKERS AND BENCHES

STAFF LOCKERS
METALS LOCKERS
STEEL DEPOSIT LOCKERS
MESH DOOR CABINETS
MESH CAGE TROLLEY
BENCHES
CUBICALS
LOCKERS ACCESSORIES

SAFES

DEPOSIT SAFES
FIRE-RESISTANT FILING CABINETS
FIRE RESISTANT SAFES

FURNISHING

CUSTOMISED SOFA
CURTAINS
WALLPAPERS & BLINDS
WOODEN FLOORING & CARPETS

CABINETS

WOODEN CABINETS
METAL CABINETS
STAINLESS STEEL CABINETS
PLASTIC CABINETS

FABRICATION WORK

TENTS & SHADES
GLASS WORK
METAL FABRICATION
WORKSHOPS

INFORMATION

Al Kariman is a metal furniture trading company located in the United Arab Emirates. Al Kariman is a modern metal furniture enterprise specializing in designing and customising the metallic product.

Al Kariman has developed into a large scale and powerful steel furniture Enterprise. The company is dealing in a standard and customized designed products.

Our main products are Racking & Shelving, Engineering Tools & Package, Security Safe Equipments, Office Furnitures & Cabinets and Steel Furniture & Storage

Al Kariman was established to procure the durable and reliable products with a reasonable prices, the company target is to supply & install a heavy duty products which last for years.

Al Kariman adhered to the business principle of "reasonable price, High quality products and customer satisfaction". Our target is to maintain a long term business relations and making our customers satisfied and loyal to our brand.

Al Kariman is appreciating customers designs and needs, where we made what the customer's name in a creative way.

RAW MATERIAL

The pre-galvanized steel sheet - cold formed (Electro Galvanized and GI steel) is the base raw material for most of the steel products, this material provides the customer with a rust proof products which is a very essential for the GCC market.

DESIGNS AND FABRICATIONS

A precise expert designing team working to deliver a well engineered products, considering safety and environmental requirements for green environment.

WELDING

The sheet metal products are welded by a TIG welding system, providing a high quality welding for a durable and heavy duty products.

MIG and Arch welding systems are also in use for a particular products with higher steel thickness.

PAINTING

Epoxy - polyester powder coat is the painting system in use for all of the production.

LOCKING SYSTEMS AND ACCESSORIES

A high quality and perfectly engineered locks are selected to be used for the prodction, which adding a high value to our company products, as well as the accessories in use was selected to deliver to the consumer a durable and friendly use products.

PRODUCTS CONSTRUCTION

Three types of body assembly and constructions are in use, the sales team can help you selecting the best system that suites your need perfectly, the three systems are:

- Fully welded body construction
- Bolted systems
- Riveted joints



FURNITURES

Beyond the new generation executives have the ability in management, The modish and elegant images are more vital tools to enhance the competitive performance.

Thus, we are inspired by these issues to design new executive series, Al Kariman has a meticulous design by emphasizing a requisition and completely supporting executive's lifestyle. it offers truly unique experience that redefines the definition of modern luxury office furniture.

Exclusive experience is the concept design of Al Kariman which designer and specialist are minded in every process. Whether the chamfer technique to make a top desk and the aluminum legs looking slim. An intelligent wiring management which wire is concealed inside the legs.

Beyond the comprehensive ranges of furnishing solution are available to satisfy and support all expectations.

Al Kariman ensures the users to work in comfortable appropriate and flexible environment with several purpose, both for individual working and small meeting area.

It can be seen that this executive set is efficient to solve all issues with modish, luxury and solid design.



TRAINING

Multi-function chairs which have many options for selection—tablet, non-tablet, seat pad, non-seat pad; depend on appropriateness. Features are designed to support any long activity sessions to maximize comfort and functions mutually.



RECEPTION

Enchant your waiting area by choices of lounge chairs. Available in contemporary, classic and modern to match with any styles of decoration. A soft and smooth touch encourages relax and welcome feeling.



BREAK OUT

A collection of wire base with slim veneer shell and HPL surface for the relaxation zone is the best decision to make people feel closer to nature while taking a break. Together with selection of table is a perfect combination.

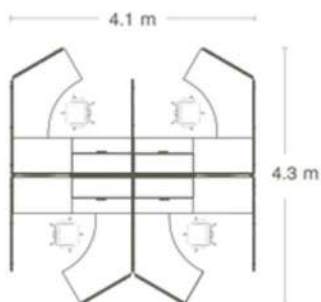


DIVERGENT SPACE

Innovative of mobility chairs are created to maximize the utilization when changes in layout or location is needed. Nesting or high density stacking helps in minimizing space requirement once storage.



ACCOMPLISH
MORE WITH
LESS



LEAN as a back-boned wall can bring maximum plug-in capacity right to either above or below the desktop where you need it most. Cabling and support can be consolidated in the back-boned wall, while a.LINE provides a privacy and coordinated design aesthetics look for various configuration.

The combination of LEAN and a.LINE generates assortment of possibilities in assembling workstation. The aggregation of both stackable tile frame and monolithic tile frame provides almost infinite of capabilities in making aesthetic atmosphere and extend the function.





In all areas of business, work patterns are evolving. Series 37 executive line offers elegant in design, with a high level of quality, image, functionality and comfort in creating a captivating environment. The simplicity of the series allows for an array of configuration to be created. Every aspect of modularity, space usage, cable management and assembly has been thought through, to bring you a superior furniture range.

Series 37 is represented in five wood veneer options : white oak, stained beech, stained rosewood, stained walnut and stained red cherry.

Modular meeting and conference table with linear connecting elements are available to provide for a matrix of configuration. A choice of modular storages completes the Series 37 executive line of furniture.



FURNITURES



LUNA has a double face, so it appears in two versions that express the product's versatility not only from a functional viewpoint but also in terms of appearance, thanks to the use of materials which are in some way the opposite of one another. The warmth of the wood finish sets off the technical look of the methacrylate.

Luna

Provides special attention for the physically impaired user by making available a special module.



1. To emphasize the roundness of the wood

LUNA reception unit, aluminium coloured horizontal profiles are inserted into the front panel.



2. The elegant wood version

The elegant wood version has an acid - etched glass top matched with dark oak, light oak and cherry finish of the fronts, shelves and closing sides.



3. The system is completed with wire

The system is completed with wire management, the shutter cabinet unit.

Relaxing in every office environment.

bourne



Blending classic luxurious curved back with genuine leather.



Fixed armrest is durable and comfort with leather pad for support while seating.



Sturdy with chrome finishes give elegant and exclusive look.



Remarkable chrome finish armrest and bold robust structure provide the sensational relaxation in every office environment.

Wish

Designed to be simple and focused on the softness of the seat and multi-reclining position which based on ergonomics.

Wish is a high quality chair comparing with other models but anyone can afford.



Arial

Outstanding with attractive

fixed armrest and lumbar support feature to promote any ergonomic postural position.






When it comes to the control room interiors, we are totally different breed in this industry we actually understand the customer's requirement. With our enriched experience we bridge the gap between their need and expectations. To do so we have three main categories in our control room interior offerings which can fit in any kind of requirement. Our Control Room Interior Design Services mainly present in India, UAE, Qatar & Oman



ICONIC CONTROL ROOMS

This is not just a control room, it's a mission critical control room built on the brand identity keeping their legacy in the core of designing. We use best in class material finishing's in the modular interior with a mix of ultra-luxury features in it. We do user specific customization on the Control Room Console furniture which will ensure the best operational capabilities at all the time.



CONSOLE

PREMIUM CONTROL ROOMS

Just below to the Iconic but best in its category. These control rooms are meant to deliver the maximum output in any type of conditions. Using specific material in interior finishing's which complies to the highest standards of ergonomics. User specific customization is still possible in Premium class.





STANDARD CONTROL ROOMS

Even our standard control room offerings stand out when compared to the best of our competitors. Using our state of the art designing experience, we deliver outstanding command control rooms to task critical environments.





The bolt-free shelving systems provide an accommodating, modular hand loaded shelving system. Locked together, the bolt-free systems enable quick and easy construction and installation. Various sizes of open and closed configurations produce efficient storage for almost every possible item, ranging from small components to large cartons and boxes.

Adding to the excellent functionalities of the systems, the smooth lines and neat finishes provides aesthetic values to the storage system making the systems very much suitable for any types of storage system

SHELF STANDARD SIZES

D300mm x L1000mm

D400mm x L900mm

D500mm x L 900mm

D600mm x L 900mm

D800mm x L900mm

UNIT STANDARD HEIGHTS

1800 mm

2400 mm

3000 mm

SHELF LOADING CAPACITY UNIFORM DISTRIBUTED LOAD

80 kg

120 kg

160 kg

200 kg

MATERIAL OPTIONS

Cold rolled steel

STANDARD COLOR

Galvanized

Beigel Grey

other colors can be made upon request



h: 3000
(7 Shelves)



h: 3000
(6 Shelves)



h: 2400
(6 Shelves)



h: 2400
(5 Shelves)



h: 1800
(5 Shelves)



h: 1800
(4 Shelves)

HEAVY DUTY RACKING

Long span heavy duty shelving is fast and easy to assemble and uses a modular design that provides the maximum storage capacity, no matter what space is available.

This shelving system allows for the easy adjustment of storage heights and configurations as your requirements change.

The Long span system incorporates a wide range of frame and beam sizes making it simple to customize an installation that meets your exact needs. Medium and long span bays can be combined in the same rack for the efficient storage of a wide range of different items. A bolt free lock-in system ensures that once the support beams have been located, they remain in position improving safety for operatives accessing the installation.

FRAME SIZES

Frame is available in heights from 2 meters to 6 meters
And depths is of 600mm, 900mm and 1200mm

Beam sizes

Beams are available in lengths of 1200mm, 1500mm, 1800mm
2100mm, 2400mm, 2700mm and 3000mm

LOADING CAPACITY UNIFORM DISTRIBUTED LOAD

1000 kg
2000 kg
3000 kg

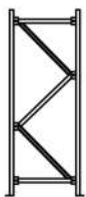
MATERIAL OPTIONS

Cold rolled steel
Galvanized steel (Rust Proof)

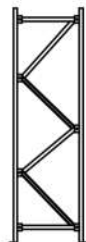
STANDARD COLOR

Upright: Blue
Beam: Orange

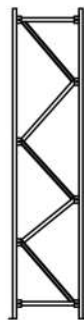
Other colors can be made upon request



H: 2400 mm



H: 3000 mm



H: 4000 mm

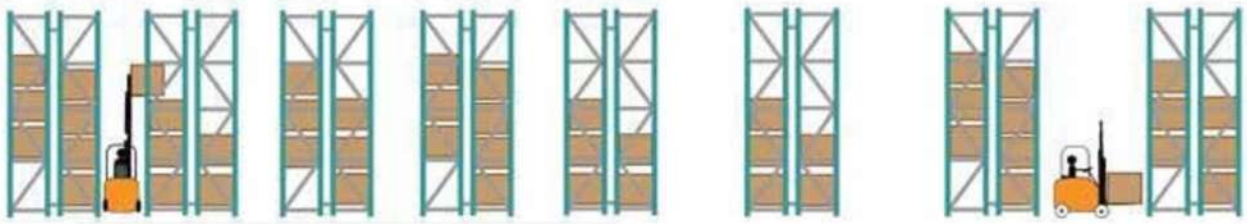


H: 5000 mm



H: 6000 mm





Standard Pallet Rack Configuration



Multi Tier Racking

Very Narrow Aisle Pallet Rack Configuration



Steel Structural Mezzanine



Cantilever Racking

SLOTTED ANGLE SHELVING



An ideal shelving system with an unlimited number of uses.

Suitable for commercial and domestic use the pre-galvanized finish provides a protective coating and gives a modern appearance.

Slotted Angle shelving, available in 4 sizes and 2 lengths, can be quickly and easily cut to size then bolted together to form any number of different structures. These can be readily modified or completely dismantled and the components re-used.

It can be used to make benches, security cages, access platforms, test rigs, temporary partitioning, shelving and to support pipe work, cladding and other building other services and far more

SHELF STANDARD SIZES

300 mm x 900 mm

380 mm x 900 mm

450 mm x 900 mm

600 mm x 900 mm

UNIT STANDERD HEIGHTS

1800 mm

2000 mm

2400 mm

SHELF LOADING CAPACITY UNIFORM DISTRIBUTED LOAD

80 kg

120 kg

160 kg

200 kg

More loading capacity can be made upon request

MATERIAL OPTIONS

Galvanized steel

Stainless steel grade 304

Stainless steel grade 316, 316 L

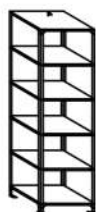
STANDARD COLOR

Light grey

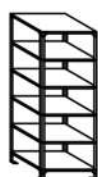
Other colors can be made upon request



h: 3000
(7 Shelves)



h: 3000
(6 Shelves)



h: 2400
(6 Shelves)



h: 2400
(5 Shelves)



h: 1800
(5 Shelves)



h: 1800
(4 Shelves)





S H E L V I N G f o r L I F E TM

Camshelving Premium, Elements and Basics Plus Series



F & B SHELVING



Stationary Unit Sizes

4 Depths
360, 460, 540, 610 mm
8 Lengths
610, 765, 915, 1070, 1220, 1375, 1525, 1830 mm

3 Heights

1630, 1830,
2140 mm

Mobile Unit Sizes

3 Depths
460, 540, 610 mm
5 Lengths
915, 1070, 1220, 1375, 1525 mm

2 Heights

1778, 1980 mm

Undercounter Unit Sizes

2 Depths
360, 460 mm
3 Lengths
610, 915, 1220 mm

2 Heights

685 mm (Mobile)
765 (Stationary)

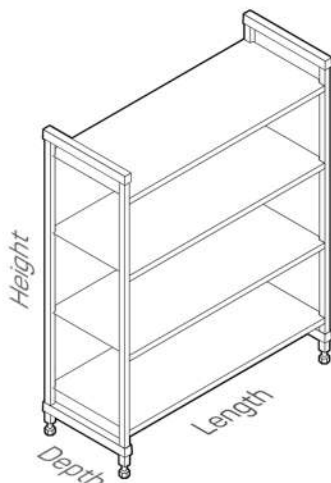
Weight Bearing Capacity

		UNIT LENGTH 610 - 1220 mm	UNIT LENGTH 1375 - 1830 mm
SINGLE UNIT	Unit only	910 kg (TUV)	910 kg (TUV)
	Shelf only	365 (TUV)	275(TUV)
	Unit with dunnage stand*	1110	1045
	Bottom shelf with dunnage stand*	545	410
CORNER UNIT ** with 2 Dunnage Stands required	Unit only	820	—
	Shelf only	185	—
	Bottom shelf with dunnage stands*	275	—
MOBILE UNIT	Unit only***	340	—

* Dunnage Stands add stability and increase weight bearing capacity on bottom shelf only. Add to any shelf length. Highly recommended for Starter Units 1375 mm and longer, all Corner Units, U-Shape Units and units specified for heavier loads.

** Corner connectors are for use only with shelves 610 - 1220 mm long.

*** Due to the weight bearing capacity of casters, maximum weight load on an entire Mobile Unit is 340 kg.



FEATURES

- ① Smart Touch Control Panel:
It is positioned at a suitable height for ease of access. It has different functions like START, STOP, RESET & UNLOCK.



- ② Centralized Locking:
All units can be locked together with this locking system. To operate again, the centralized lock should be unlocked.



- ③ Central Power Switch:
Equipped with central power switch, it offers convenience in operation.



- ④ Wooden Platform:
New platform with an ergonomically designed access ramp is easy to install and can be fixed directly on the ground or can be embedded in the pavement, which eliminates grouting and prevents civil floor work.



- ⑤ Passive Safety:
Power Drive is equipped to detect obstructions for the safety of users. It can detect a person entering the aisle and lock itself automatically.

Colour Options:



Sugar White



Aero Blue



MOBILE SHELVING

FEATURES

① Drive Wheel:

The ergonomically designed and positioned wheel provides a firm grip for operation. It has appealing aesthetics.




② Locking Knob on Each Unit:

It is used as manual locking to provide additional safety when the user is inside a specific aisle. It restricts the operation of the other units.



③ Ventilation Ready:

The front and rear panels are designed with perforations for ventilation.



④ Centralized Locking:

All units can be locked together with this locking system which is positioned on the cover unit of the last drive. To operate again, the centralized lock should be unlocked.



⑤ Wooden Platform:

New platform with an ergonomically designed access ramp is easy to install and can be fixed directly on the ground or can be embedded in the pavement, which eliminates grouting and prevents civil floor work.



Colour Options:



Sugar White



Warm Grey



ENGINEERING TOOLS



TESTING EQUIPMENT



POWER TOOLS



ELECTRICAL TOOLS



HAND TOOLS



TILE TOOLS



SAFETY WORKWEAR & EQUIPMENT

ENGINEERING TOOLS



PLUMBING TOOLS



LADDER & ACCESSORIES



ABRASIVES



MATERIAL HANDLING EQUIPMENT



POWER TOOLS ACCESSORIES



CLEANING & AUTOMOTIVES



WELDING TOOLS

POWER TOOLS



CORDLESS TOOLS



GRINDERS



ELECTRIC SAWS



WOODWORKING TOOLS



ROTARY & DEMOLITION
HAMMERS



HOT GLUEING

HAND TOOLS



FASTENING TOOLS



WRENCHES



PLIERS



SOCKET & ACCESSORIES



Hammers And Striking Tools



SCREWDRIVERS &
ACCESSORIES

TESTING EQUIPMENTS



HIGH TEMPERATURE
THERMOMETER



DIGITAL MULTIMETERS



DATA CABLE &
NETWORK TESTERS



ELECTRICAL TESTERS



CLAMP METERS



CALIBRATION TOOLS

ELECTRICAL TOOLS



PUNCHING TOOLS



UNIVERSAL HYDRAULIC
TOOLS



ELECTRICIANS
TOOLS SETS

PLUMBING TOOLS



HOLE CUTTING MACHINES



PIPES & TUBE CUTTING



WRENCHES



MANUAL PIPE THREADERS



BENDING AND FORMING



BENCH VISES AND STAND

MATERIAL HANDLING EQUIPMENT



PALLET TRUCK



SHOP CRANES



PLATFORM TROLLEYS



TABLE TRUCKS



HAND STACKERS



AERIAL WORK PLATFORM

CLEANING AND AUTOMOTIVE



CLEANING EQUIPMENT



DRAIN INSPECTION



DRAIN CLEANING EQUIPMENT



PNEUMATIC TOOLS



AUTOMOTIVE TOOLS



CLEANING SUPPLIES

LADDERS & ACCESSORIES



ACCESS WORK PLATFORMS



ALUMINIUM SCAFFOLDING



STEP LADDERS



PLATFORM LADDERS



EXTENSION LADDERS



TELESCOPIC LADDERS

Lockers and benches

For over 10 years, we've been designing and manufacturing benches and lockers for leisure centres and education environments. So, whatever environment you're working in, you can rely on our stylish and flexible, tried and tested locker and bench solutions to seamlessly fit and perfectly enhance your space.





Main image
Active lockers,
model 3, in Moon,
Pineapple and
Graphite.

01 Internal coat
hook.

02 13mm SGL
doors with
integrated
hinge design
and SGL
internal shelf.

03 SGL pocket
benching.

04 SGL bench
coat hook.

05 Cam lock.

06 Coin return
lock.

07 Digi lock.

08 Coin retain lock.

09 RFID lock.

10 Hasp lock.

See p134-135
for lockers and
benches technical
specifications.

STANDARD LOCKERS

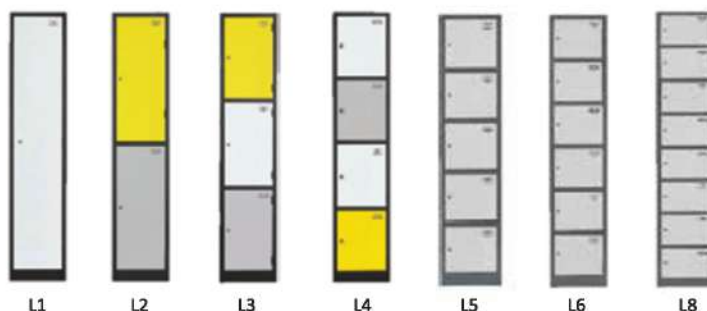
Standard Lockers



- **Emirates** Made from heavy gauge steel
- Environmentally friendly 100% recyclable steel
- Welded frame and cross supports provide strength and stability
- Perimeter door surround, prevents doors from being forced inwards
- Full length internal door reinforcing for added strength
- Slotted door ventilation
- Powder coat finish
- High Quality Locks made in UK

Standard lockers has fixed height and different wide and deep options

	Model	Height	Wide				Deep				Quantity
			A	B	C	D	A	B	C	D	
1 Door Locker											
Hanger	L1	183	33	38	45	58	35	40	46	52	
Hanger + Shelf	L11	183	33	38	45	58	35	40	46	52	
Hanger + 2 Shelf	L12	183	33	38	45	58	35	40	46	52	
Hanger + 3 Shelf	L13	183	33	38	45	58	35	40	46	52	
2 Door Locker											
Hanger	L2	183	33	38	45	58	35	40	46	52	
Hanger + 1 Shelf	L21	183	33	38	45	58	35	40	46	52	
3 Door Locker	L3	183	33	38			35	40	46		
4 Door Locker	L4	183	33	38			35	40	46		
5 Door Locker	L5	183	33	38			35	40	46		
6 Door Locker	L6	183	33	38			35	40	46		
8 Door Locker	L8	183	33	38			35	40	46		



Standard Lockers

SL 1



SL 2



SL 3



SL 5



SL 6



LOCKERS ACCESSORIES

Accessories



Optional Base with adjustable legs



Optional Slopping Top

Locks Options



Cam Lock



Mechanical Lock



Digital Lock



Latch Lock



Knob Lock



RFID Lock



Door Ventilation Designs



Standard Colours

Deposit Locker



Supervisor Key, to open all small doors at once.

High quality compartment lock, can be opened by master key also



Security deposit locker is the ideal system to store the person items such as mobile phone, wallet, etc. and it is for public users.

The feature of this locker is 20 doors with a high quality and security locking system, and can be opened all at once by the security person to check all compartments at once.

This locker has a standard size of:

- 800 W x 2100 H x 400 D

Customized size is possible.

Applicable industry to Use:

- High security Site
- Army base
- Court
- Embassy
- Prison
- Airport
- School
- Lost and found



Main door opening all compartments at once

Mesh Door Cabinet

MD 1



MD 2



MD 4



MD 5



MD 3



- Steel mesh doors provide good security, visibility and ventilation
- Robust welded steel frame
- shelves, vertically adjustable to 25mm pitch
- Top and bottom rod locking lever lock handles provided with two keys
- Choose from five door colours on grey body
- Powder-coat finish: blue, green, grey, red or yellow doors on grey frame
- (D)

High ventilation



Product Description

This is a mobile shelving and transportation system for warehouses, workshop storage and work in transit.

- Maximum load capacity of 500kg
- Available with or without fitted doors
- Two adjustable shelves, either plywood or steel, with a 100Kg UDL load capacity per shelf
- Fitted with two fixed and two swivel heavy duty castors
- Choice of colours available: Dark Blue, Light Blue, Light Grey, Green, Red or Yellow

Specifications

- Capacity - 500Kg
- Size - 900x600mm (WxD)
- Height - Choice of 1355mm, 1655mm or 1955mm
- Material - Steel main construction





Deposit Safes / Einwurfschränke



series: **ASD**

grade: **S1**

Serie: **ASD**

Klasse: **S1**



MULTI
LAYER SYSTEM
MULTI

**ASD 19**

model																																																																																																																
-------	---	---	---	---	---	---	---	---	---	---	---	---	---	---	---	---	---	---	---	---	---	---	---	---	---	---	---	---	---	---	---	---	---	---	---	---	---	---	---	---	---	---	---	---	---	---	---	---	---	---	---	---	---	---	---	---	---	---	---	---	---	---	---	---	---	---	---	---	---	---	---	---	---	---	---	---	---	---	---	---	---	---	---	---	---	---	---	---	---	---	---	---	---	---	---	---	---	---	---	---	---	---	---	---	---	---	---	---	---	---	---	--

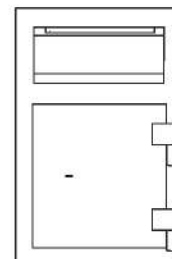
* The outer depth is given without the handle and the lock. / Die Außentiefe ist ohne die Beschläge gegeben.



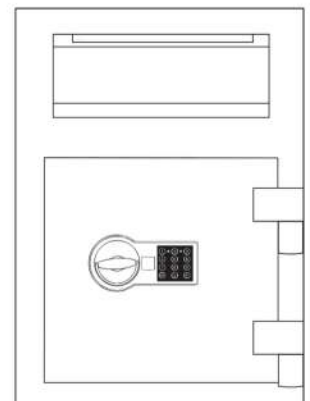
Key lock /
Schlüsselschloss



Digital lock /
Elektronischschloss



ASD 19



ASD 32

- Burglary resistance – Grade S1 (IMP).
- Thickness of front panel – 5mm.
- Thickness of walls – 5mm.
- Three way locking bolts.
- Anti-fishing protection.
- Standard delivery with double-bit high security key lock with two keys.
- Color: RAL 7024 (grey graphite), also available in RAL 7035 (light grey).

- Einbruchsicherheit – Klasse S1 (IMP).
- Türstärke – 5mm.
- Wandstärke – 5mm.
- 3-seitiger Verschluss.
- Ein Eingriffs-Schutz stellt sicher, dass der Schrankinhalt nicht «herausgefischt» werden kann.
- Serienmäßig Doppelbart-Hochsicherheitsschloss mit 2 Schlüsseln.
- Farbe: braun mit Hammerschlag-Effekt.
- Farbe: RAL 7024 (graphitgrau) auch in RAL 7035 (lichfgrau) erhältlich.

Fire Resistant Filing Cabinets / Brandsichere Hängeregistraturschränke

VALBERG

series: **FC**

grade: **LFS 60P**

Serie: **FC**

Klasse: **LFS 60P**



MULTI
LAYER SYSTEM



FC 4K-NK



Optional wheels available /
Räder als Option sind
erhältlich.

model								
FC 1	487	480	653	250	326	512	1	78
FC 2	825	545	653	250	390	500	2	110
FC 3	1163	545	653	250	390	500	3	150
FC 4	1500	545	653	250	390	500	4	210

* The outer depth is given without the handle and the lock. /
Die Außentiefe ist ohne die Beschläge gegeben.

** The outer height is given without wheels. The height with wheels is +20 mm /
Die Außenhöhe ist ohne Räder gegeben. Die Höhe mit Rädern ist +20 mm.



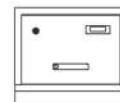
Key lock /
Schlüsselschloss



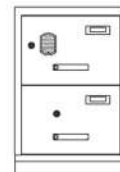
Mechanical combination lock /
Mechanisches
Zahlenkombinationsschloss



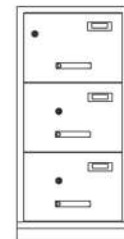
Digital lock /
Elektronikschloss



FC 1



FC 2



FC 3



FC 4

- Fire resistance – 1 hour LFS 60P according to EN 15659.
- Drawer capacity – 50 kg.
- Drawers adjustable for A4 and Foolscap files.
- Electrostatic powder coating is applied to all sides including the bottom. The finish is scratch-resistant providing a lifetime quality appearance.
- All filing cabinets are installed with a central high security key or digital push lock. Additional drawers can be installed with key, digital or mechanical combination locks. Key lock made in Germany (Euro Locks).
- Anti-tilt device.
- Individual drawer locking allows the user to leave one or more drawers unlocked with the push lock in the locked position.
- Handles and label holders are made of rubber coated plastic (soft touch).
- Color: RAL 7035 (light grey).

- Feuerwiderstand – 1 Stunde LFS 60P nach EN 15659.
- Belastung je Schublade – 50 kg.
- Alle Schubladen sind geeignet für A4 und Foolscap Dokumente.
- Elektrostatische kratzfeste Pulverbeschichtung auf allen Seiten inkl. des Bodens. Lange Benutzungszeit.
- Alle Hängeregistraturschränke sind mit Hochsicherheitsschlüssel- oder Elektronikschloss Push-Lock ausgestattet. Zusätzliche Schubladen können mit Schlüssel-, Elektronik- oder mechanischem Kombinationsschloss ausgestattet werden. Das Schlüsselschloss in Deutschland herstellt (Euro Locks).
- Antikippanlage.
- Individueller Sperriegel ermöglicht es, eine oder mehr Schubladen zu öffnen, während das Push-Lock geschlossen ist.
- Schubladengriffe und Schildträger sind aus der gummierten Plastmasse (soft touch).
- Farbe: RAL 7035 (lichtgrau).

Fire Resistant Safes / Brandschutztresore

VALBERG



series: **FRS**

grade: **LFS 60P**

Serie: **FRS**

Klasse: **LFS 60P**

MULTI
LAYER SYSTEM



FRS 30



FRS 133

Optional wheels
available /
Räder als Option sind
erhältlich.



model										
FRS 30	296	430	365	188	326	236	-	tray	31	15
FRS 32	315	445	425	207	341	296	-	tray	38	21
FRS 49	490	361	425	382	257	296	-	1+tray	46	29
FRS 51	510	445	425	402	341	296	-	1+tray	54	41
FRS 66	653	485	450	467	346	301	85x343	1	75	49
FRS 67	713	485	450	527	346	301	85x343	1	86	49
FRS 75	792	485	450	607	346	301	85x343	1	103	64/8
FRS 93	972	565	450	786	426	301	85x423	2	138	98/10
FRS 120	1249	711	580	1034	546	418	135x515	2	290	236/26
FRS 133	1363	711	580	1170	546	418	135x515	2	332	267/26
FRS 165	1700	711	580	1487	546	418	135x515	3	390	340/26

* The outer depth is given without the handle and the lock. /
Die Außentiefe ist ohne die Beschläge gegeben.

** The outer height is given without wheels. The height with wheels is +20 mm /
Die Außenhöhe ist ohne Räder gegeben. Die Höhe mit Rädern ist +20 mm.



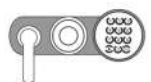
Digital lock + Key lock/
Elektronikschloss +
Schlüsselschloss



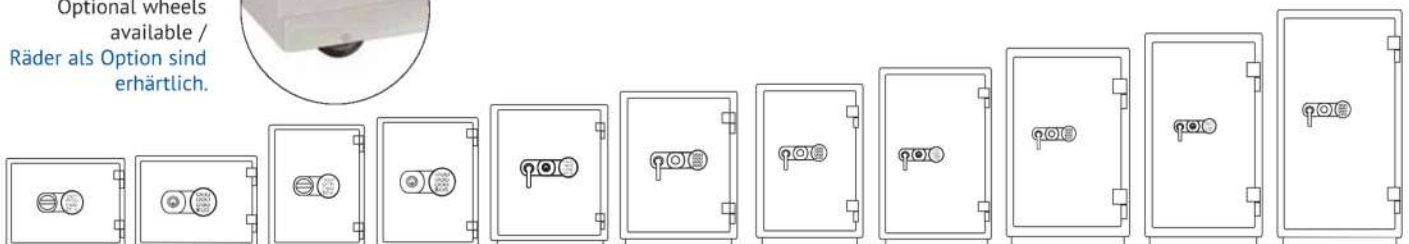
Digital lock + Thumbturn/
Elektronikschloss +
Türgriff



Digital lock + Key lock/
Elektronikschloss +
Schlüsselschloss



Digital lock + Handle/
Elektronikschloss +
Drehgriff



FRS 30

FRS 32

FRS 49

FRS 51

FRS 66

FRS 67

FRS 75

FRS 93

FRS 120

FRS 133

FRS 165

- Fire resistance – LFS 60P according to EN 15659.
- The safe body and door are manufactured with two inter-welded walls that are filled with fire resistant concrete.
- Color: RAL 7035 (light grey), also available in RAL 7024 (grey graphite).
- Anchoring to the floor.

- Feuerwiderstand LFS 60P nach EN 15659.
- Doppelwandige Gehäusen und Türen gefüllt mit feuersicherem Beton.
- Farbe: RAL 7035 (lichtgrau), auch in RAL 7024 (graphitgrau).
- Befestigung am Fußboden.

Deposit Boxes / Mietfachanlagen

VALBERG



series: DB

Serie: DB



DB

model								
DB-24	920	635	430	72-260-390			24	126 /132
DB-12	920	635	430	146-260-390			12	98/103
DB-8	920	635	430	220-260-390			8	88/94
DB-6	920	635	430	294-260-390			6	84/88
DB-6/3	920	635	430	146/220/516-260-390			2/2/2	84/88
DB-4	920	635	430	442-260-390			4	73/78
DB-2	920	635	430	886-260-390			2	68/73

accessories				material
Pedestal DB-P	-	-	-	Steel
Frontal frieze DB-F	100	635	430	Steel
Pullout table DB-T	52	635	430	Steel
Deposit cassette H-50 (for DB-24)	50	210	355	Steel
Deposit cassette H-140 (for DB-12)	140	210	355	Steel
Deposit cassette H-200 (for DB-8)	200	210	355	Steel
Deposit Box DB-65 (for DB-24)	65	255	375	Plastic
Deposit Box DB-135 (for DB-12)	135	255	375	Plastic
Deposit Box DB-210 (for DB-8)	210	255	375	Plastic

* Specification DGL

DB 24	DB 12	DB 8	DB 6	DB 6/3	DB 4	DB 2

- Designed for bank vaults and hotel storage rooms.
- Front panel thickness – 3mm.
- Plastic numbering supplied.
- Numbering scheme is specified by customer when placing the order.
- Optional steel cassettes with sealing mechanisms can be supplied.
- Made to order.
- Available specification:
 - DBxx** - Painted doors, one key hole for two keys KABA MAUER (bank and client), bank lock can be reconfigured.
 - DBxxS** – Doors with additional stainless steel panels, one key hole for two keys KABA MAUER (bank and client), bank lock can be reconfigured.
 - DBxxDGL** – Painted doors, two key holes for two keys (bank and client).
 - DBxxS.DGL** – Doors with additional stainless steel panels, two key holes for two keys (bank and client).
- Color: Deposit block – RAL 9005, doors – grey paint or stainless steel panels.

- Zur Aufbewahrung von Wertsachen in Banken und Hotels.
- Vorderwandstärke - 3mm.
- Kunststoffnummern für Aufkleber geliefert.
- Die Nummerordnung wird mit dem Kunden bei der Bestellung besprochen.
- Option: Boxen mit Stahlkassetten mit Siegelanlagen.
- Auf Bestellung herstellt.
- Mögliche Spezifikation:
 - DBxx** – Türe in Aluminiumfarbe, mit Doppelschlüsselsschlössern (Bank und Kunde) mit einem Schlüsselloch KABA MAUER (Deutschland), das Bankschloss kann rekonfiguriert werden.
 - DBxx S** – Türe mit rostfreiem Stahl (ein Schlüsselloch).
 - DBxx S.DGL** - Türe mit rostfreiem Stahl mit Doppelschlüsselsschlössern (2 Schlüsselöcher, Bank und Kunde), das Bankschloss kann rekonfiguriert werden.
 - DBxx DGL** - Türe in Aluminiumfarbe mit Doppelschlüsselsschlössern (2 Schlüsselöcher).
- Farbe: Aluminiumfarbe oder rostfrei.





CUSTOMISED SOFA

Al Kariman Furnishing is the Best Company for Customised sofas in Dubai and we suggest that the sofa is the most important piece of furniture that every living room must have. Choosing a sofa requires careful consideration of the room's layout, design, décor, style, and everything else. These details work together to create harmony in the room, which is why you must carefully examine each one of them. We are a Well-Known Customiser sofas in Dubai, so we can help you to choose a sofa that fits your needs. You can get a leather sofa if you want your living room to look elegant and classy. Fabric is regarded as more casual. Cotton, linen, and synthetic microfiber are the most durable fabric options.



Al Kariman Furnishing also provides the Coolest Customised Sofa in Dubai and the collection is really good and is available at very reasonable prices, compared to other Sofa stores in Dubai. Choosing the sofa with the correct size that complements your room space is important and affordable. Choosing a Large Sofa for a narrow room can make the room even narrower.

A variety of factors must be considered when determining the size of the sofa. Being the Best Customised Sofa in Dubai we suggest you take a look around the room to determine how much space you are willing to give the sofa and whether or not other pieces of furniture are required. Perhaps you'd like to have a couch or a coffee table in the room as well.

Whether you want Rectangular Sofa, Cabriole Sofa, Sectional Sofa, Camelback sofa, Tuxedo Sofa, or L-shaped sofa there are numerous sofa shapes to choose from. Rectangular sofas are the Most Popular, but L-shaped sofas are also in Trend. Depending on the size of the sofa and how it is oriented, it could form a semi-circle or even a circle around the coffee table, we will help you to choose the best sofa as per your space.



Al Kariman Furnishing is the Best Curtains Company in Dubai. We provide all kinds of Curtain Fabrics in Dubai, Designer Curtains, Living room curtains, Window, Door Curtains, and Long Door Curtains We are Well-Known Curtain Supplier in Dubai, We deal with all kinds of Curtains like Patterned curtains, oral curtains, designer curtains, children's curtains, vintage curtains, and Royal curtains We spend time with our customers to understand their needs and then customize curtains to meet those needs to give them the best price curtains in Dubai. Once the curtains are ready, our team of trained professionals will assist you with the installation We have a large selection of curtains in a variety of materials and designs. We have it all, whether it's a traditional design to add to the royal elegance of your living room or pastel prints to brighten up your bedroom





Al Kariman Furnishing is the Best Wallpaper Supplier in Dubai. Decorate your space with our Exquisite and Unique range of wallpaper at the best prices. We offer the latest decorative wallpaper designs for home wallpaper, bedroom wallpaper, kids wallpaper, Kitchen Wallpaper, Botanical Wallpaper, and Metallic Wallpaper in Dubai. We are Well-Known Wallpaper Supplier in Dubai, we offer an exciting range of wallpapers for you to choose from to transform your home, offices, retail space, and hotels. We deal with customized wallpapers, imported wallpapers, wall graphics, metallic wallpaper, etc. Al Kariman Furnishing also provides Digital Wallpaper in Dubai and the collection is really good and is available at very reasonable prices, compared to other wallpaper. Being one of the top wallpaper suppliers in Dubai we at Furnishing can help you with wallpaper selection and installation.

We can all agree that curtains are difficult to keep clean. Window blinds, on the other hand, are unaffected by water, can be easily rinsed, and do not degrade quickly. As a result, they are an excellent replacement for curtains in areas prone to dampness. We provide one of the best window blinds in Dubai. Our shades are professionally designed to meet top-grade industry standards. That's how we undoubtedly make a wonderful addition to your dream space.

Whether you want long-lasting material, decent colors, or customized patterns, our leading Window Blind gives your space a worthy makeover with our exclusive range of Window Blinds to glorify. We give free visits and consultations to our customers, helping them with all the information required to make their experience hassle-free.



WOODEN FLOORING & CARPETS



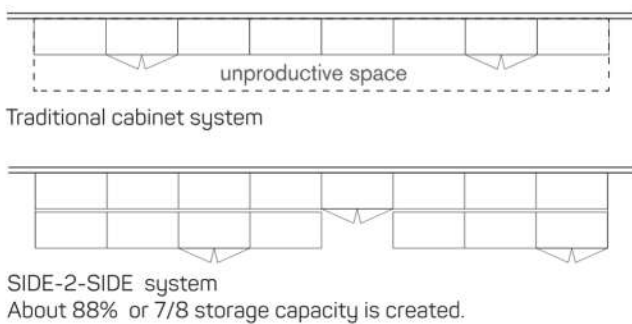
Al Kariman Furnishing, being the Best Wooden Flooring Company in Dubai and having an experience of many years shares with you that nothing beats the beauty, warmth, and value that wood floors offer. Its visual versatility and rugged durability have made wood flooring more popular and available in a variety of colors and finishes to suit modern and traditional color



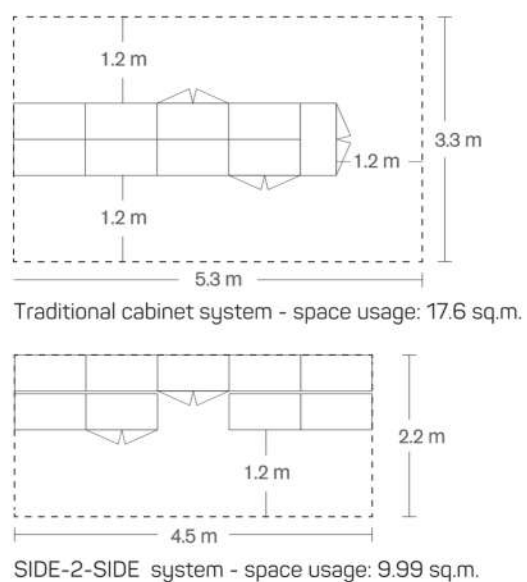




STORAGE CAPACITY INCREASES BY 88%



PRODUCTIVE AREA INCREASES BY 43%



CABINETS



Optional
Stationary
Drawers

CABINET STANDARD SIZE

Full height model
Height: 1800 mm
Width: 900 mm
Depth: 400 mm

Half height model
Height: 1000 mm
Width: 900 mm
Depth: 400 mm

Customized sizes is available

MATERIAL

Pre-Galvanized steel

STANDARD COLORS

Light grey
Beige

Other colors can be made upon request

MODELS

Solid Swing Doors
Glass Swing Doors
Without Doors

NUMBERS OF SHELVES

Three adjustable shelves (More shelves is optional)

OPTIONAL FEATURE

Stationery Drawers
Hanging File Drawers



FULL HEIGHT



HALF HEIGHT





CABINET SIZE

Full height model
Height: 1900 mm
Width: 1000 mm
Depth: 500 mm

custom made is also available

MATERIAL

Pre-Galvanized steel

COLORS

Standard Color Gray,
other colours available upon request

OPTIONAL FEATURES

Higher load capacity shelves
Chemical resistant paint
Storage Drawers
Hanging file Drawers



FIRE PROOF

CABINETS

MODEL NO.	STORAGE CAPACITY	
PSF 200	200	Passports
PSF 1000	1000	Passports
PSF 2000	2000	Passports
PSF 5000	5000	Passports



PASSPORT STORAGE

MATERIAL

Pre-Galvanized steel

STANDARD COLORS

LIGHT GRAY
BEIGE

OTHER COLORS CAN BE MADE UPON REQUEST

PRODUCT FEATURES

Heavy duty body construction
Fire proof (PSF Series)
Passports storage drawers



FIRE PROOF





MATERIAL

Galvanized steel (Rust Proof)

STANDARD POWDER COATING COLORS

Light Gray

Beige

Other colors can be made upon request

LOCK

Masterkey Lock

Non Masterkey Lock





DC 5



DC 6



DC 7 BLACK



DC 7 WHITE



DC 8



DC 9



TENTS

Al Kariman Trading Shades is a leading solutions provider in the tent and soft roof shelter space. We specialize in providing quality solutions in a variety of industries including oil & gas exploration, mining, hospitality, School.



We do Glass partitions in Dubai, UAE. Our highly experienced installation teams do frameless glass partition from 6 mm thick tempered glass panels to 19mm thick clear glass panels

We also do wide range of glass partition in Dubai of custom-made profiles as per client request like soundproof glass partition / acoustic glazing, double glazed framed partition. Jumbo size shop fronts, crystal clear glass shop fronts with different designs. Glass partitions or (glass partition walls) are high-quality, non-load-bearing panes of glass that function as room dividers. ... As a building material, this interior glass allows designers and architects to divide a room, without sacrificing floor space and light diffusion

Structurally, glass partition walls offer a number of additional advantages over traditional walls or barriers in Dubai. Glass partitioning walls are customizable in shapes and sizes, they are movable, they are easy maintenance, and they offer excellent sound insulation for maximum privacy.



METAL FABRICATION

We have a diverse range of cabinets, racks, equipment boxes, server and termination applications and its accessories

We are highly dedicated to providing our customers with unparalleled products & services, logistics, engineering, quality products that are cost effective and deliver optimum performance with continuous technical support in terms of customization, and long term business partnering. Due to this we have our expanding customer base in UAE, Oman, Qatar and Bahrain and exploring other markets as well



TECHNICAL SPECIFICATION

COLOUR BENCH

2 colours for the metal parts

RAL 5012

RAL 7035



MULTIPLEX
BEECH WOOD



3 BEECH
WOOD CROSS
LAYERS



MULTIPLEX WITH
LAMINATE AND
SOLID
WOOD EDGES



MULTIPLEX WITH
LAMINATE AND
SOLID
WOOD EDGES



LAMINATE
COVERED
MULTIPLEX



LAMINATE
COVERED
MULTIPLEX





THE MODULAR BENCHES IN THE SYSTEM SERIES HAVE A MODULAR COMPARTMENT STRUCTURE THAT MAKES THEM FLEXIBLE IN THEIR COMPOSITION.

In addition to the solutions available in the catalogue, you can configure them with shelves, drawers and doors according to your production needs and department requirements, which makes of them the most versatile benches in our range.



BEARING DETAIL

DRAWER CABINETS

Drawers are supplied with 100% plain extensibility on high-strength ball bearings. The perforated bottom and the slotted walls with 17 mm pitch allow for easy insertion and fastening (through screws) of the metal partitions.

The available front heights are as follows:

50 / 75 / 100 / 125 / 150 / 200 / 250 / 300 mm



100% = 70 kg

FRONT HEIGHT 50 mm

100% = 50 kg



SIDE PANELS

Each side panel of a bench is fitted with two 25 mm pitch drilled uprights to allow for drawer guides to be inserted and for adjustable shelf fixing.

MULTI-PURPOSE-PANEL

CAN BE ADDED ON REQUEST
TO COMPLETE YOUR WORK BENCH
SEE PAGE 859

781





**AL KARIMAN
TRADING**
UAE QATAR KSA OMAN

Contact Details



Head Office – Dubai, UAE



Email: info@alkariman.com | sales1@alkariman.com



Website: www.alkariman.com